	<b>E480232</b>
---	----------------

**Features**

- Glass Passivated Junction and Excellent Clamping Capability
- Low Incremental Surge Resistance
- Excellent Clamping Capability
- Halogen Free Available Upon Request By Adding Suffix "-HF"
- Epoxy Meets UL 94 V-0 Flammability Rating
- Lead Free Finish/RoHS Compliant ("P" Suffix Designates RoHS Compliant. See Ordering Information)

**Mechanical Data**

- Weight: 0.045 ounce, 1.2 grams

**Maximum Ratings**

- For Parts Without A , the  $V_{BR}$  is  $\pm 20\%$
- Operating Junction Temperature Range:  $-55^{\circ}\text{C}$  to  $+175^{\circ}\text{C}$
- Storage Temperature Range:  $-55^{\circ}\text{C}$  to  $+175^{\circ}\text{C}$

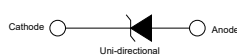
Peak Power Pulse Surger Current	$I_{PPM}$	See theTable	
Peak Pulse Power Dissipation with 10/1000us waveform	$P_{PPM}$	1500W	$T_A=25^{\circ}\text{C}$
Steady State Power Dissipatoin	$P_{M(AV)}$	5.0 W	$T_L=75^{\circ}\text{C}$

1.High Temperature Solder Exemption Applied, see EU Directive Annex 7a.

**Device Marking:**

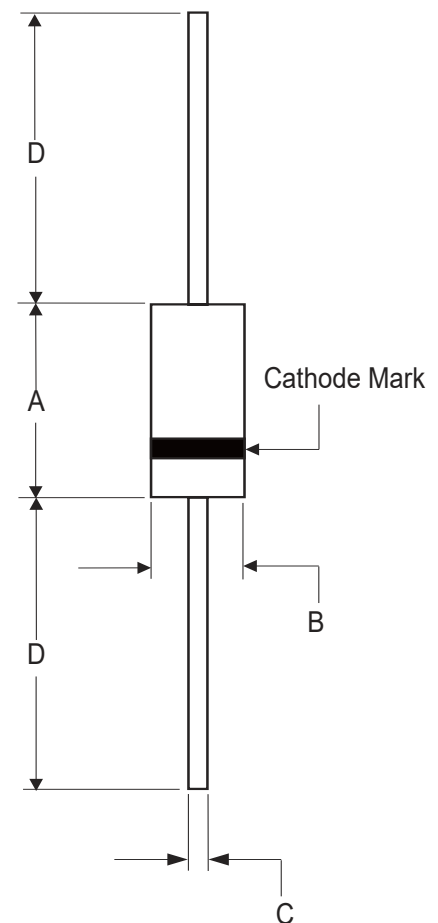
Unidirectional - Type Number and Cathode Band

Pin Configuration



**1500Watts  
Low Capacitance  
TVS  
6.5 to 28 Volts**

DO-201AE



DIM	INCHES		MM		NOTE
	MIN	MAX	MIN	MAX	
A	----	0.370	----	9.50	
B	----	0.209	----	5.30	
C	0.038	0.042	0.96	1.06	
D	1.000	----	25.40	----	

MCC PART NUMBER	STAND-OFF VOLTAGE VWM (VOLTS)	BREAKDOWN VOLTAGE V(BR) (VOLTS) MIN-MAX	TEST CURRENT AT $I_T$ (mA)	MAXIMUM REVERSE LEAKAGE AT $V_{WM}$ $I_R$ ( $\mu$ A)	MAXIMUM CLAMPING VOLTAGE AT $I_{pp}$ $V_c$ (VOLTS)	MAXIMUM PEAK PULSE CURRENT FIG.3 $I_{PPM}$ (AMPS)	MAXIMUM JUNCTION CAPACITANCE AT 0 VOLTS (pF)	WORKING INVERSE BLOCKING VOLTAGE $V_{WIB}$ (VOLTS)	WORKING INVERSE BLOCKING VOLTAGE $V_{WIB}$ (VOLTS)	PEAK INVERSE BLOCKING VOLTAGE $V_{PIB}$ (VOLTS)
UNI-POLAR										
LCE6.5A	6.5	7.22-7.98	10	1000	11.2	100	100	75	1.0	100
LCE7.0A	7.0	7.78-8.60	10	500	12.0	100	100	75	1.0	100
LCE7.5A	7.5	8.33-9.21	10	250	12.9	100	100	75	1.0	100
LCE8.0A	8.0	8.89-9.83	1	100	13.6	100	100	75	1.0	100
LCE8.5A	8.5	9.44-10.40	1	50	14.4	100	100	75	1.0	100
LCE9.0A	9.0	10.00-11.10	1	10	15.4	97	100	75	1.0	100
LCE10A	10.0	11.10-12.30	1	5	17.0	88	100	75	1.0	100
LCE11A	11.0	12.20-13.50	1	5	18.2	82	100	75	1.0	100
LCE12A	12.0	13.30-14.70	1	5	19.9	75	100	75	1.0	100
LCE13A	13.0	14.40-15.90	1	5	21.5	70	100	75	1.0	100
LCE14A	14.0	15.60-17.20	1	5	23.2	65	100	75	1.0	100
LCE15A	15.0	16.70-18.50	1	5	24.4	61	100	75	1.0	100
LCE16A	16.0	17.80-19.70	1	5	26.0	57	100	75	1.0	100
LCE17A	17.0	18.90-20.90	1	5	27.6	54	100	75	1.0	100
LCE18A	18.0	20.00-22.10	1	5	29.2	51	100	75	1.0	100
LCE20A	20.0	22.20-24.50	1	5	32.4	46	100	75	1.0	100
LCE22A	22.0	24.40-26.90	1	5	35.5	42	100	75	1.0	100
LCE24A	24.0	26.70-29.50	1	5	38.9	39	100	75	1.0	100
LCE26A	26.0	28.90-31.90	1	5	42.1	36	100	75	1.0	100
LCE28A	28.0	31.10-34.40	1	5	45.5	33	100	75	1.0	100

**Curve Characteristics**

Fig. 1 - Peak Pulse Power Rating Curve

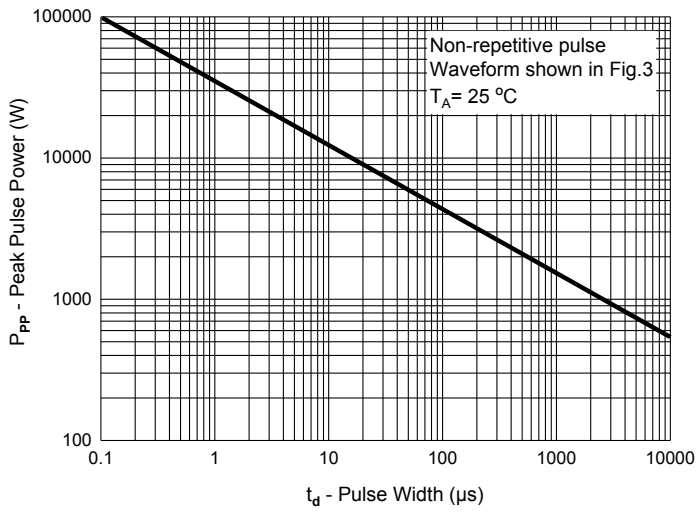


Fig. 2 - Typical Junction Capacitance

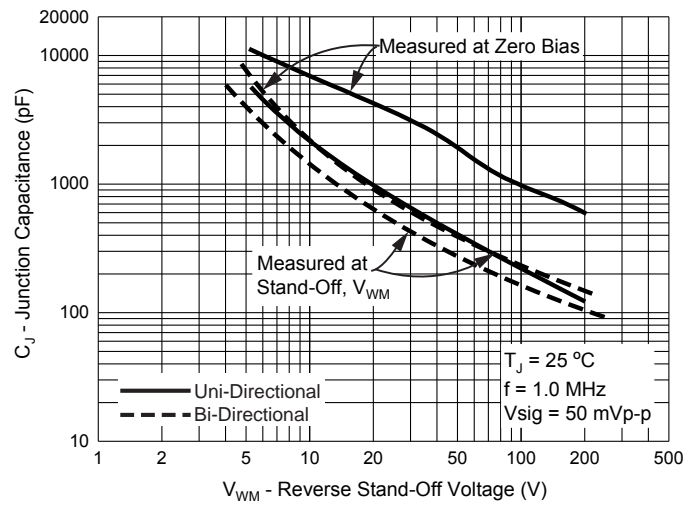


Fig. 3 - Pulse Waveform

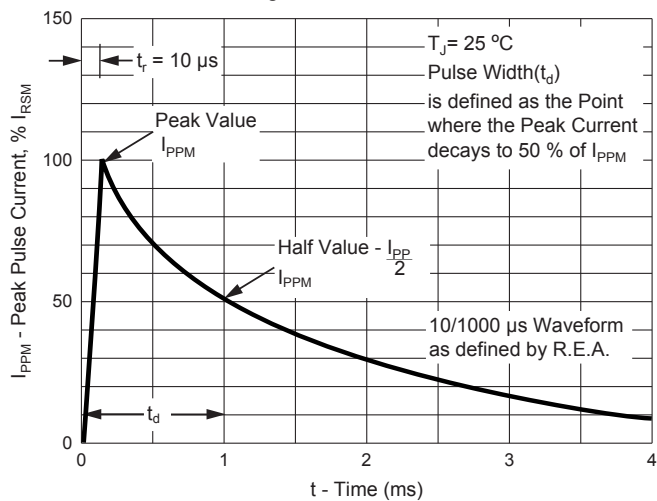
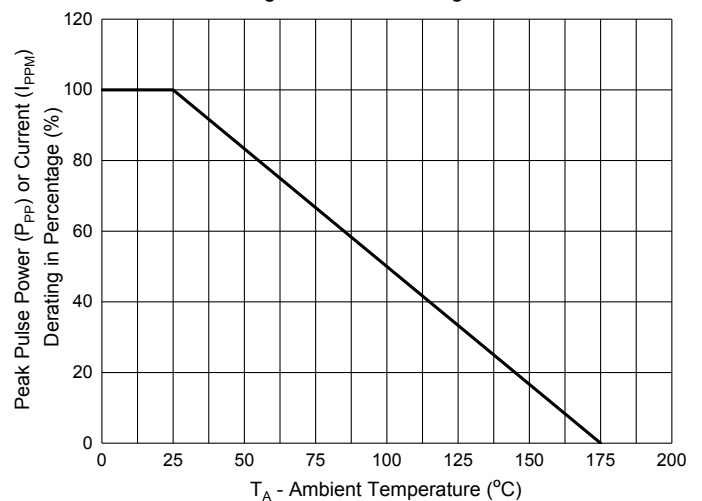


Fig. 4 - Pulse Derating Curve



## Ordering Information

Device	Packing
(Part Number)-TP	Tape&Reel: 1.2Kpcs/Reel
(Part Number)-AP	Ammo Packing: 1.2Kpcs/Ammo Box
(Part Number)-BP	Bulk:500pcs/Box,12Kpcs/Carton

Note : Adding "-HF" Suffix For Halogen Free, eg. Part Number-TP-HF

### \*\*\*IMPORTANT NOTICE\*\*\*

**Micro Commercial Components Corp.** reserves the right to make changes without further notice to any product herein to make corrections, modifications , enhancements , improvements , or other changes . **Micro Commercial Components Corp.** does not assume any liability arising out of the application or use of any product described herein; neither does it convey any license under its patent rights ,nor the rights of others . The user of products in such applications shall assume all risks of such use and will agree to hold **Micro Commercial Components Corp.** and all the companies whose products are represented on our website, harmless against all damages. **Micro Commercial Components Corp.** products are sold subject to the general terms and conditions of commercial sale, as published at <https://www.mccsemi.com/Home/TermsAndConditions>.

### \*\*\*LIFE SUPPORT\*\*\*

MCC's products are not authorized for use as critical components in life support devices or systems without the express written approval of Micro Commercial Components Corporation.

### \*\*\*CUSTOMER AWARENESS\*\*\*

Counterfeiting of semiconductor parts is a growing problem in the industry. Micro Commercial Components (MCC) is taking strong measures to protect ourselves and our customers from the proliferation of counterfeit parts. MCC strongly encourages customers to purchase MCC parts either directly from MCC or from Authorized MCC Distributors who are listed by country on our web page cited below. Products customers buy either from MCC directly or from Authorized MCC Distributors are genuine parts, have full traceability, meet MCC's quality standards for handling and storage. **MCC will not provide any warranty coverage or other assistance for parts bought from Unauthorized Sources.** MCC is committed to combat this global problem and encourage our customers to do their part in stopping this practice by buying direct or from authorized distributors.